

# MUNICIPAL CORPORATION OF BHILAI

**NIT**


**वार्ड-48 सामुदायिक भवन सह शौचालय निर्माण कार्य।**


(As Per PWD Building SOR 01.01.2015 & Electric SOR 01.06.2020)


S.N.	PARTICULARS OF ITEMS	Quantity	UOM
1	Excavation for all types and sizes of foundations, trenches and drains or for any other purpose including disposal of excavated stuff upto 1.5 m lift and lead upto 50m (at least 5m away from the excavated area), including dressing and leveling of pits. In all types of soils.	51.18	Cum
2	Providing and laying nominal mix plain cement concrete with crushed stone aggregate using concrete mixer in all works upto plinth level excluding cost of form work. 1:4:8 (1 cement : 4 coarse sand : 8 graded stone aggregate 40mm nominal size).	10.77	Cum
3	Providing and laying nominal mix reinforced cement concrete with crushed stone aggregate using concrete mixer in all works upto plinth level excluding cost of form work. 1:1½:3 (1 cement : 1½ coarse sand : 3 graded stone aggregate 20mm nominal size).	31.56	Cum
4	Providing and placing in position reinforcement for R.C.C. work including straightening, cutting, bending, binding etc. complete as per drawings including cost of binding wire all complete: Thermo-Mechanically treated bars	3156.36	Kg
5	Providing and fixing form work including centring, shuttering, strutting, staging, propping bracing etc. complete and including its removal at all levels, for:		
(A)	Foundations, footings, bases of columns plinth beam, curtain wall in any shape and size and all type of wall below plinth level.	46.84	Sqm
(B)	Columns, Pillars, Piers and likes- rectangular or-square in shape	50.63	Sqm
(C)	Suspended floors, roofs, access platform, balconies (plain surfaces) and shelves (cast in situ)	66.56	Sqm
(D)	Beams, lintels, cantilevers & walls	38.56	Sqm
6	Providing and filling in plinth with sand/ Crusher dust and hard moorum under floor in layers not exceeding 20cm in depth consolidating each deposited layer by ramming and watering, including dressing etc. complete.	59.18	Cum
7	Brick work with modular fly-ash lime bricks (FaLG Bricks) confirming to IS:12894-2002 of class designation 4.0 in foundation and plinth in: Cement Mortar 1:6 + Extra for brick work in superstructure above plinth level for every floor or part thereof in addition to rate for foundation and plinth:	21.35	Cum
8	Brick work with modular fly-ash lime bricks (FaLG Bricks) confirming to IS:12894-2002 of class designation 4.0 in foundation and plinth in: Cement Mortar 1:6 (1 cement : 6 coarse sand)	1.61	Cum
9	Providing and making 6mm thick cement plaster of mix: In Cement mortar 1:3 (1 cement : 3 fine sand)	76.42	Sqm
10	Providing and making 12mm thick cement plaster of mix: In Cement mortar 1:4 (1 cement : 4 fine sand)	118.15	Sqm
11	Providing and making 15mm thick cement plaster of mix: In Cement mortar 1:5 (1 cement : 5 fine sand)	119.92	Sqm
12	Providing and fixing flush door shutters, conforming to IS : 2202 (Part-I), decorative type core of block board construction with frame of first class hard wood and well matched teak ply veneering with vertical grains or cross bands and face veneers on both faces of shutters excluding hinges. 35 mm. thick (single leaf)	3.08	Sqm
13	Providing and fixing flush door shutters, conforming to IS : 2202 (Part-I), decorative type core of block board construction with frame of first class hard wood and well matched teak ply veneering with vertical grains or cross bands and face veneers on both faces of shutters excluding hinges. 25 mm. thick (double leaf for cupboard shutters with piano type hinges)	6.34	Sqm



S.N.	PARTICULERS OF ITEMS	Quantity	UOM
14	Providing and fixing in position doors, windows and ventilators frames made of cold rolled pressed steel sheet framed profiles made from commercial M.S. Sheets conforming to I.S. 513 of 1973 and as per general specifications of I.S 4351 including hinges jamb, lock jamb, steel butt hinges, base tie, joints mitred and welded with 10cm long legs of size 15x3mm M.S. flat, embedded in cement concrete blocks 15x10x10cm size of grade M-10 or rawl plugs and screws or with fixing clips or with bolts and nuts including neatly compacted filling M-10 cement concrete in profile section applying a priming coat of red oxide zinc chromate primer. Single rebate/ mullion 80mmx50mm size, 1.6mm thick sheet	26.85	Metre
15	Providing and fixing M.S. grill of approved pattern made of M.S. flats or square or round bars welded to steel frame of windows etc. including applying a priming coat welded to frame with all necessary fitting complete including applying a priming of red oxide zinc chromate primer.	258.85	Kg
16	Providing and laying vitrified floor tiles with soluble salt printing, of size 600x600mm with water absorption less than 0.5% and conforming to IS : 15622 of approved make, laid on 20mm thick cement mortar 1:4 (1 cement : 4 coarse sand) including grouting the joints with white cement and matching pigments etc. complete.	62.31	Sqm
17	Providing and laying ceramic glazed floor tiles conforming to IS : 15622 of approved size, make, colour, shade laid on 20 mm thick Cement Mortar 1:4 (1 cement : 4 coarse sand) including pointing the joints with white cement mixed with matching pigment etc., complete. Size 300x300mm	2.64	Sqm
18	Providing & laying 60mm thick precast interlocking concrete blocks of approved size (approx 305 sqcm) and shape/ pattern, over 40 mm thick average complete coarse sand bed with joints of 3mm thick filled by fine sand including leveling with surface vibrator, temping and sweeping etc. complete of minimum compressive strength of 250 kg/sq.cm Plain/ normal coloured precast interlock concrete block	44.61	Sqm
19	Painting exterior surface with SMOOTH exterior emulsion paint manufactured with th cow dung processing to give protective and decorative finish including cleaning washing of surface etc. complete with : On new work (two or more coats applied @ 1.43 ltr/ 10 sqm )	119.92	Sqm
20	Distempering with washable distemper manufactured with the cow dung processing to give an even shade. On New work (Two or more coats)	194.58	Sqm
21	Painting on new work (two or more coats) to give an even shade with: Satin synthetic enamel paint	8.63	Sqm
22	Add Extra For Electrification, Sanitary & Water Supply	133258.00	L-S

  
Executive Engineer  
Municipal Corporation  
Bhilai

  
Assistant Engineer  
Municipal Corporation  
Bhilai

  
Sub Engineer  
Municipal Corporation  
Bhilai